

ONTARIO  
Ontario, California.

December

**TO:** President and Board  
**FROM:** James Q. Hammond, Superintendent  
**SUBJECT:** 2017-2018  
Expenditures

**ACTION REQUESTED**

Approve the 2017-2018 Annual, five-year reports on Developer Fee Receipts


**BACKGROUND INFORMATION**

Effective January 1, 1997, Senate Bill 1693 amended Government Code Sections 65900-65906 to impose more detailed reporting requirements for developer fees. The local agency must account for funds collected, whether committed or uncommitted, and are required to read to review this information at a regularly scheduled public meeting not less than 15 days

The attached report (Exhibit A) details the developer fees collected and expenditures incurred during the 2017-2018 fiscal year.

The fees have been justified and a reasonable relationship has been established between the purpose for which they are levied and the cost of the services provided. The 2017 Developer Fee Study Report, prepared by the District's Planning and Development Department, provides a detailed analysis of the Construction Bond fund and the District's

Exhibit A constitutes the District's report of Developer Fees pursuant to Section 65901 and 65906.

Prepared by: Phil Hinman, Chief Business Officer 

**FINANCIAL**

None.

Prepared by: Phil Hinman, Chief Business Officer 

**SUPERVISOR'S COMMENTS**


The Superintendent's report on Developer Fee Receipts and Expenditures

Approved by: James Q. Hammond, Superintendent 



**D. AMOUNT OF THE REPORTABLE FEES COLLECTED AND INTEREST EARNED:**

Amount of Reportable Fees Collected and Interest Earned







Mitigation Payments

N/A

Confidentiality & Destigmatization


N/A



**SCHEDULE A**

**ONTARIO-MONTCLAIR SCHOOL DISTRICT**

**STATUTORY SCHOOL FACILITY FEES**







**SCHEDULE C**

**ONTARIO-MONTCLAIR SCHOOL DISTRICT**

**FUND 25 - DEVELOPER FEE COLLECTIONS AND EXPENDITURES FOR  
FISCAL YEARS  
2013-14 TO 2017-18**

<b>Year</b>	<b>Fees Collected/</b>		<b>Expenditures</b>
	<b>Interest/Other Income</b>		
<b>2013-14</b>	\$ 236,881.76	\$	676,712.86
<b>2014-15</b>	\$ 1,521,622.44	\$	550,441.05
<b>2015-16</b>	\$ 1,623,319.05	\$	482,387.91
<b>2016-17</b>	\$ 1,195,794.99	\$	528,321.25
<b>2017-18</b>	\$ 1,610,844.21	\$	589,493.55